

Scaled data based on original data using  
LM-79-08 Approved Method: Electrical and Photometric Measurements of Solid-  
State Lighting Products

Test Report Prepared for  
Cooper Lighting Solutions  
(formerly Eaton)

Brand: McGRAW-EDISON

Report Number: P385911

Luminaire Tested: **GWC-SA1C-730-U-SL3**

Issue Date: 3/3/2020

**Test Information**

Test Method: LM-79-08  
Report Number: P385911  
TEST IS SCALED FROM IESNA LM-79-08 TEST DATA (G2-1903-205-22)  
Test Lab: INNOVATION CENTER  
Issue Date: 3/3/2020  
Manufacturer: COOPER LIGHTING SOLUTIONS (FORMERLY EATON)  
Product Line: MCGRAW-EDISON  
Catalog Number: GWC-SA1C-730-U-SL3  
Description: GALLEON WALL LUMINAIRE  
(1) 70 CRI, 3000K, 1050mA LIGHTSQUARE WITH 16 LEDS AND TYPE III SPILL  
LIGHT ELIMINATOR OPTICS  
Light Source: -  
Ballast/Driver: ELECTRONIC DRIVER

**Summary**

Lumens per Lamp: N/A  
Luminaire Lumens: 6880 lumens  
Efficiency: N/A  
Efficacy: 116.6 lumens/watt  
Luminous Opening: Rectangular (W 0.5' x L: 0.5' x H: 0')  
IES Classification: Type III - Medium  
BUG Rating: B1 - U0 - G2

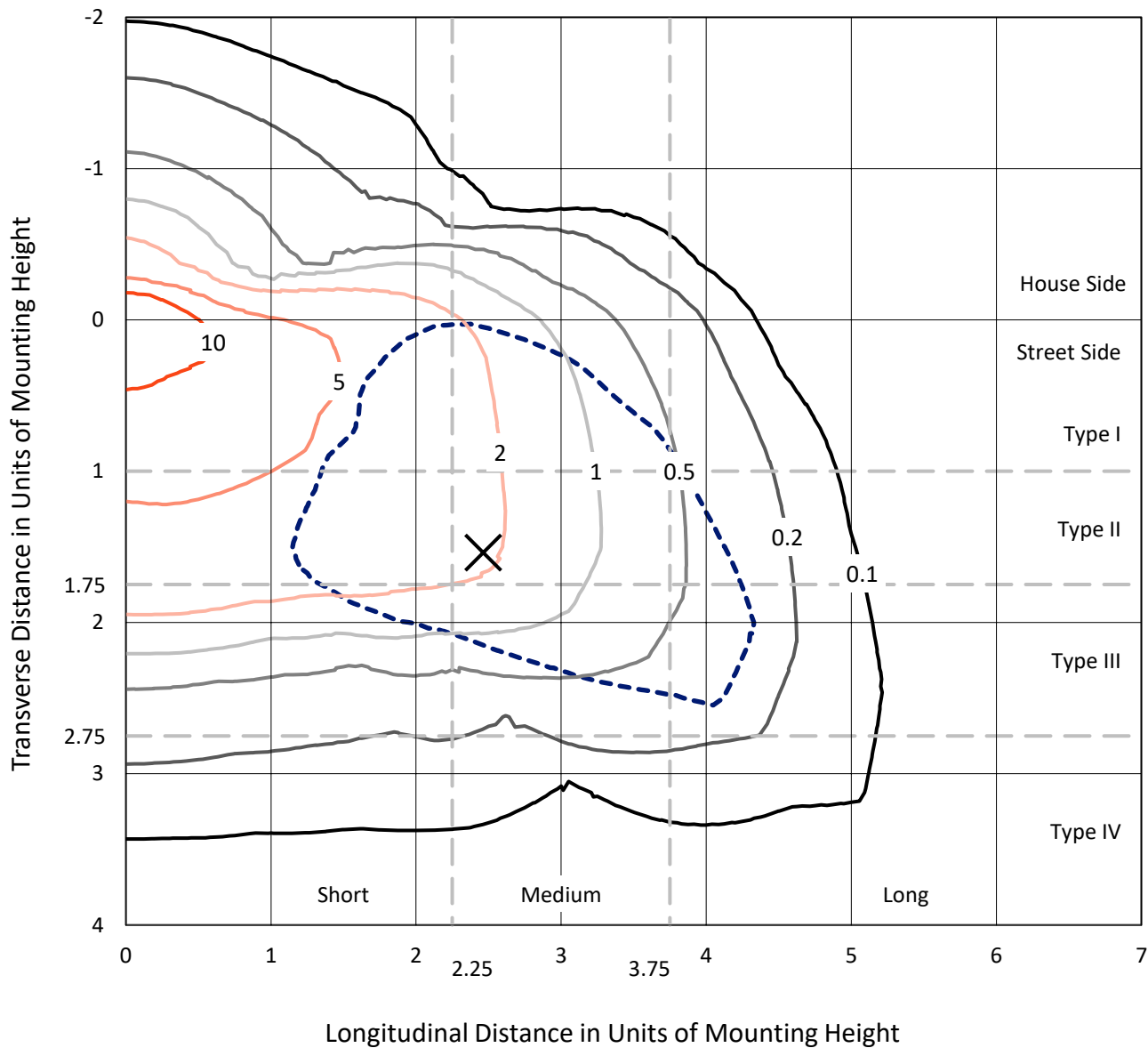
Input Watts (W): 59  
Input Voltage (V): NR  
Input Current (Ain): NR  
Voltage Rise (V): NR  
Power Factor: NR  
Total Harmonic Distortion (THDi): NR  
Frequency (hertz): 60  
Stabilization Time: NR  
Operation Time: NR  
Ambient Temperature (°C): NR  
Test Distance: 24 FT



REPORT NUMBER: P385911  
 CATALOG NUMBER: GWC-SA1C-730-U-SL3

### Iso-Footcandle Lines of Horizontal Illumination

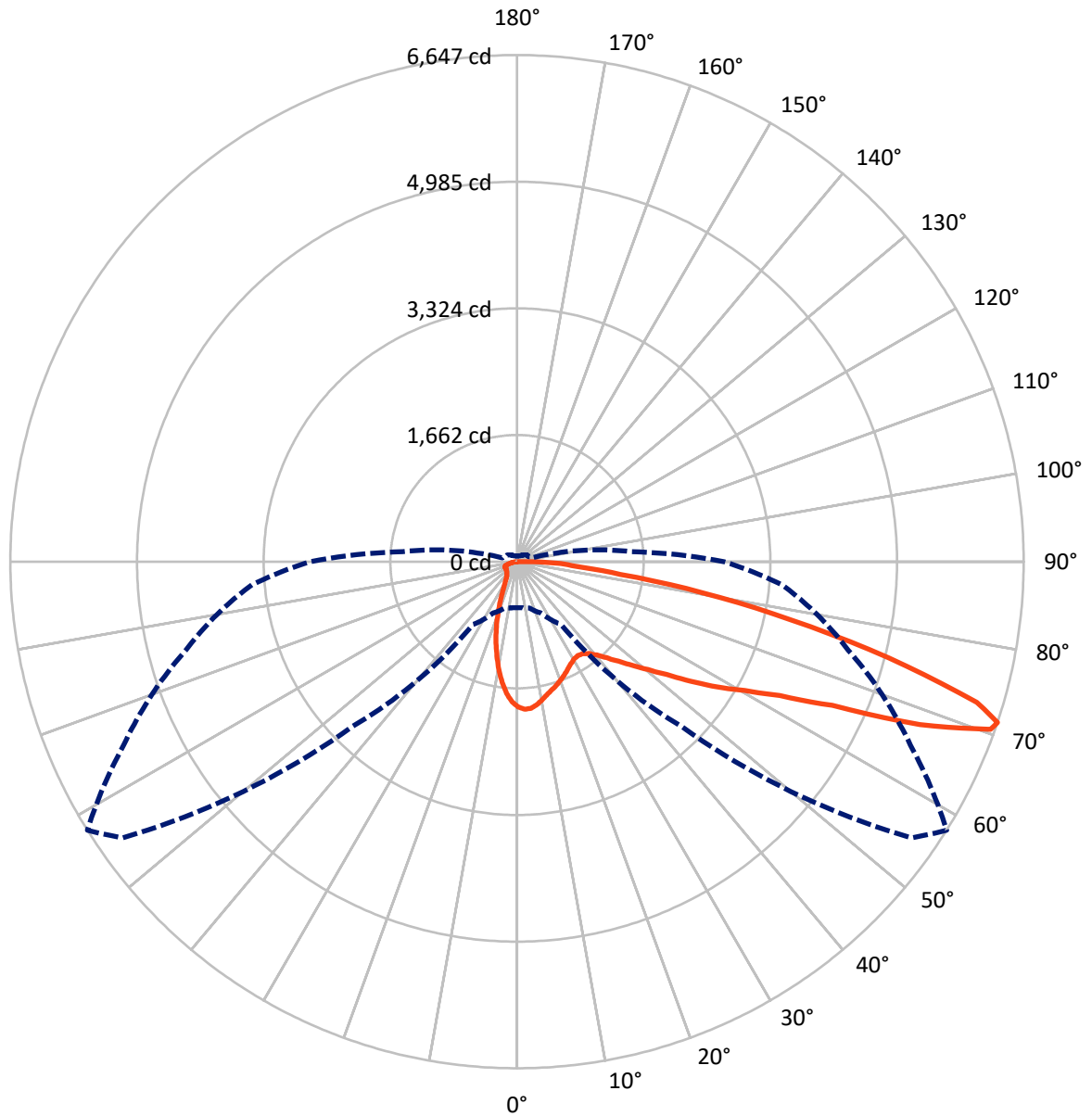
✕ Max cd  
 - - - 1/2 Max cd



Based on 10 foot mounting height. Maximum calculated value = 19.1 fc  
 Type III - Medium - N/A

REPORT NUMBER: P385911  
CATALOG NUMBER: GWC-SA1C-730-U-SL3

### Luminous Intensity Polar Plot



— Vertical Plane Through 58-Deg Lateral    - - - Horizontal Cone Through 71-Deg Vertical



REPORT NUMBER: P385911

CATALOG NUMBER: GWC-SA1C-730-U-SL3

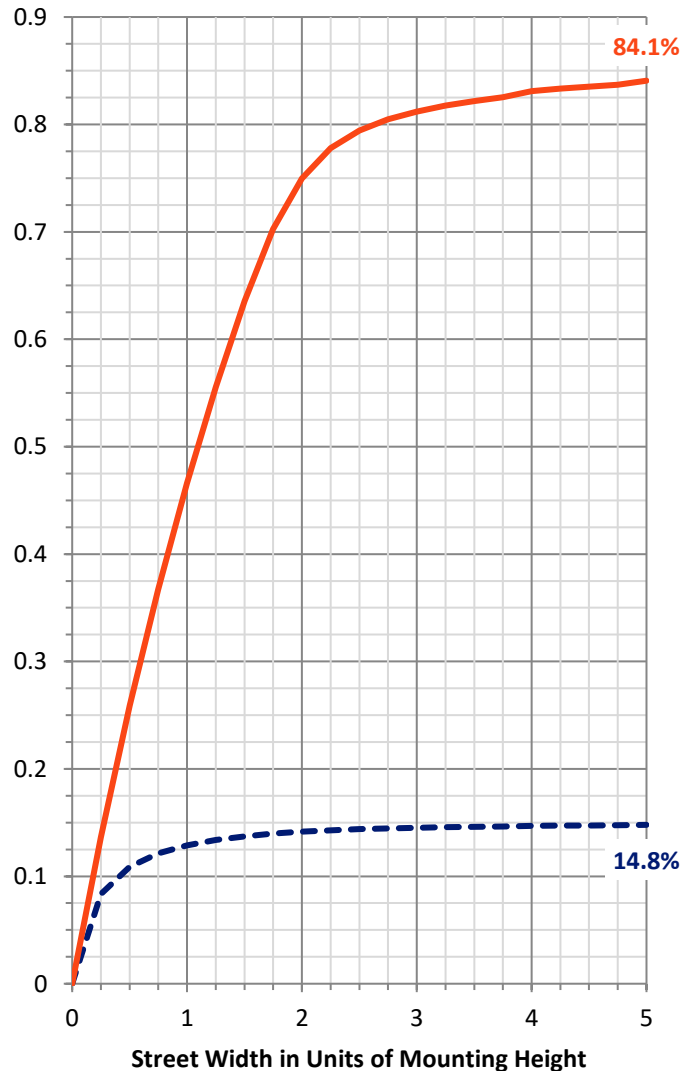
**FLUX DISTRIBUTION:**

		Downward	Upward	Total
<b>House Side</b>	Lumens	1028.6	0.0	1028.6
	% Fixture	15.0	0.0	15.0
<b>Street Side</b>	Lumens	5851.4	0.0	5851.4
	% Fixture	85.0	0.0	85.0
<b>Total</b>	Lumens	6880.0	0.0	6880.0
	% Fixture	100.0	0.0	100.0

**ZONAL LUMENS:**

Zone	Lumens	% Fixture
0°-10°	164.5	2.4
10°-20°	365.7	5.3
20°-30°	464.7	6.8
30°-40°	592.0	8.6
40°-50°	839.5	12.2
50°-60°	1299.1	18.9
60°-70°	1768.5	25.7
70°-80°	1179.8	17.1
80°-90°	206.3	3.0
90°-100°	0.0	0.0
100°-110°	0.0	0.0
110°-120°	0.0	0.0
120°-130°	0.0	0.0
130°-140°	0.0	0.0
140°-150°	0.0	0.0
150°-160°	0.0	0.0
160°-170°	0.0	0.0
170°-180°	0.0	0.0
0°-90°	6880.0	100.0
0°-180°	6880.0	100.0

**Coefficient of Utilization**



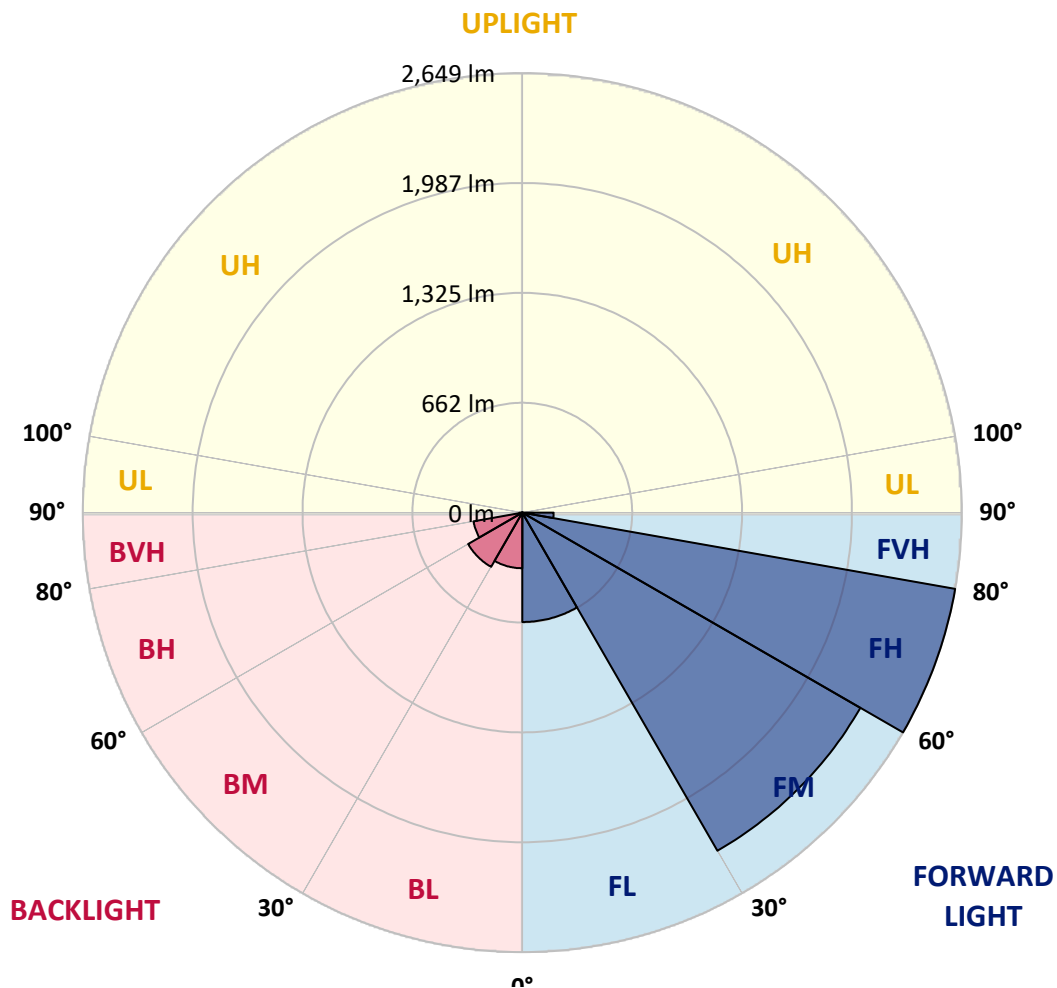
REPORT NUMBER: P385911

CATALOG NUMBER: GWC-SA1C-730-U-SL3

**LUMINAIRE CLASSIFICATION SYSTEM LUMEN TABLE AND BUG RATING:**

Zone	Lumens	% Fixture	Zone Rating/Lumen Limit		
			B	U	G
FL (0°-30°)	659.6	9.6			
FM (30°-60°)	2353.3	34.2			
FH (60°-80°)	2649.4	38.5			G2/5000
FVH (80°-90°)	189.1	2.7			G2/225
BL (0°-30°)	335.3	4.9	B1/500		
BM (30°-60°)	377.2	5.5	B1/1000		
BH (60°-80°)	299.0	4.3	B1/500		G1/500
BVH (80°-90°)	17.1	0.2			G1/100
UL (90°-100°)	0.0	0.0		U0/0	
UH (100°-180°)	0.0	0.0		U0/0	

**BUG Rating: B1-U0-G2**  
 Type III Medium





REPORT NUMBER: P385911

CATALOG NUMBER: GWC-SA1C-730-U-SL3

**CANDELA DISTRIBUTION (FULL):**

	0°	5°	15°	25°	35°	45°	55°	58°	65°	75°	85°
0°	1906.2	1906.2	1906.2	1906.2	1906.2	1906.2	1906.2	1906.2	1906.2	1906.2	1906.2
2.5°	1956.8	1954.2	1955.1	1953.2	1948.6	1944.1	1937.4	1938.6	1929.2	1915.3	1898.1
5°	1919.9	1918.9	1926.1	1930.2	1933.5	1930.9	1929.0	1931.4	1917.7	1898.6	1868.6
7.5°	1842.5	1831.9	1841.0	1854.7	1867.6	1877.5	1890.4	1892.1	1883.5	1863.3	1824.0
10°	1732.5	1722.4	1735.8	1757.2	1783.0	1806.5	1832.6	1837.4	1839.1	1820.9	1773.2
12.5°	1618.4	1610.7	1624.1	1654.1	1697.0	1733.2	1774.9	1782.1	1796.9	1784.7	1726.2
15°	1516.3	1513.4	1529.7	1559.2	1608.6	1663.9	1724.1	1737.3	1762.4	1758.4	1689.6
17.5°	1428.1	1427.4	1439.9	1470.8	1525.4	1595.4	1673.5	1695.8	1733.2	1738.0	1659.4
20°	1362.4	1361.0	1369.6	1392.4	1448.7	1528.0	1618.9	1649.5	1703.5	1720.2	1628.2
22.5°	1327.2	1327.0	1327.2	1338.0	1384.0	1457.8	1565.7	1603.1	1674.5	1706.1	1593.7
25°	1321.2	1320.5	1315.2	1314.0	1340.2	1399.1	1512.9	1554.2	1646.9	1696.3	1560.9
27.5°	1336.8	1337.8	1330.8	1319.5	1324.8	1360.5	1467.2	1511.3	1624.9	1694.4	1538.1
30°	1369.2	1368.7	1362.7	1350.9	1340.6	1346.1	1434.6	1478.7	1610.0	1702.8	1522.5
32.5°	1404.9	1407.5	1406.3	1399.8	1384.5	1362.4	1424.8	1467.9	1605.7	1722.9	1515.8
35°	1447.8	1450.6	1459.3	1464.3	1446.3	1410.9	1445.8	1483.2	1618.2	1760.7	1526.6
37.5°	1488.5	1495.9	1520.1	1541.5	1526.1	1486.6	1501.9	1528.5	1656.7	1820.4	1555.6
40°	1535.5	1541.9	1581.5	1626.8	1624.4	1583.4	1592.3	1610.0	1724.8	1906.0	1608.1
42.5°	1581.7	1594.7	1651.9	1716.2	1734.6	1698.4	1712.6	1721.9	1820.7	2019.3	1699.6
45°	1643.3	1657.2	1736.8	1814.2	1857.3	1837.0	1859.5	1863.1	1941.2	2173.7	1832.6
47.5°	1736.5	1752.4	1845.1	1926.4	1992.3	1994.4	2031.6	2030.1	2091.7	2350.3	2000.2
50°	1881.8	1904.5	1980.5	2056.5	2136.5	2181.1	2230.7	2223.8	2272.2	2538.4	2193.1
52.5°	2072.1	2082.6	2138.9	2195.0	2294.5	2394.4	2465.6	2459.3	2476.8	2731.8	2412.1
55°	2269.3	2277.2	2300.5	2331.1	2464.9	2627.8	2778.3	2768.5	2724.2	2932.7	2628.5
57.5°	2446.6	2462.7	2478.8	2491.5	2636.5	2871.8	3098.3	3099.0	2992.6	3149.3	2852.1
60°	2474.2	2488.3	2594.5	2694.7	2930.0	3197.2	3440.7	3433.5	3270.3	3384.4	3101.4
62.5°	2187.1	2219.0	2396.3	2662.8	3212.8	3792.5	3877.6	3868.8	3602.5	3674.2	3391.6
65°	1567.3	1603.5	1817.5	2218.0	3075.7	4448.5	4666.1	4546.7	4055.5	4030.5	3731.4
67.5°	904.2	912.8	1005.6	1327.2	2341.9	4482.8	5868.9	5701.9	4758.8	4434.8	3897.8
70°	668.6	668.4	690.4	816.7	1267.3	3658.6	6441.0	6590.8	5499.4	4567.8	3662.7
71°	604.7	605.4	630.1	743.4	1003.7	3062.3	6319.5	6647.3	5694.5	4502.2	3492.5
72.5°	517.2	519.6	553.8	666.7	844.3	2111.8	5796.1	6308.0	5787.0	4340.2	3226.2
75°	392.3	397.8	445.3	562.0	771.7	1071.0	4253.9	5037.1	5140.9	3829.7	2397.3
77.5°	279.9	286.1	339.8	472.6	733.6	807.2	2848.8	3674.2	3783.2	2454.3	1081.3
80°	176.9	184.3	224.8	376.0	689.2	766.4	1790.2	2469.7	2063.0	785.4	275.1
82.5°	103.8	109.5	139.5	245.6	563.0	738.1	1053.3	1368.9	802.8	237.3	125.1
85°	60.2	62.8	87.0	156.5	408.9	696.7	773.8	765.2	348.5	116.0	59.2
87.5°	28.0	31.2	51.5	81.7	227.0	505.0	611.6	528.4	216.6	54.4	27.8
90°	0.0	0.0	0.0	0.0	0.0	0.0	0.0	0.0	0.0	0.0	0.0



REPORT NUMBER: P385911  
 CATALOG NUMBER: GWC-SA1C-730-U-SL3

**CANDELA DISTRIBUTION (continued):**

	90°	95°	105°	115°	125°	135°	145°	155°	165°	175°	180°
0°	1906.2	1906.2	1906.2	1906.2	1906.2	1906.2	1906.2	1906.2	1906.2	1906.2	1906.2
2.5°	1889.7	1885.6	1868.6	1853.5	1837.7	1817.1	1794.3	1791.4	1777.5	1780.2	1775.4
5°	1852.3	1842.0	1801.0	1763.9	1720.0	1680.7	1638.0	1618.4	1590.1	1588.2	1581.0
7.5°	1798.9	1779.7	1716.2	1645.7	1575.3	1508.2	1441.8	1398.2	1353.6	1334.6	1333.0
10°	1738.7	1706.1	1612.6	1508.4	1406.8	1308.8	1213.9	1143.6	1080.4	1050.4	1049.2
12.5°	1681.7	1633.5	1505.3	1363.4	1224.4	1097.4	967.2	875.0	795.7	769.1	757.8
15°	1633.3	1565.4	1400.8	1219.4	1050.6	874.3	726.2	629.1	555.8	530.4	525.6
17.5°	1586.3	1499.0	1293.7	1073.9	869.9	676.1	527.7	455.6	416.5	406.2	406.0
20°	1539.5	1430.7	1181.7	925.1	695.2	505.7	405.7	373.4	360.2	359.0	357.1
22.5°	1486.6	1358.4	1064.1	775.8	542.6	397.6	344.9	331.9	330.2	334.6	334.6
25°	1437.0	1286.5	944.7	629.6	422.0	331.7	308.0	305.3	309.9	317.5	318.3
27.5°	1390.7	1217.2	828.2	499.7	338.2	292.1	282.3	285.4	293.6	302.4	302.7
30°	1352.6	1151.8	715.1	393.8	285.7	262.7	261.0	267.2	276.1	283.0	284.7
32.5°	1323.1	1095.9	605.8	316.6	251.4	240.6	242.1	247.3	252.8	256.7	259.3
35°	1309.5	1048.0	505.0	267.0	229.6	223.6	225.5	228.4	230.8	233.7	235.8
37.5°	1311.9	1010.9	414.8	236.1	215.0	211.9	211.9	211.9	211.9	213.3	213.5
40°	1334.2	989.5	341.5	216.4	205.1	201.8	199.2	196.8	194.8	195.8	195.3
42.5°	1391.2	987.6	287.8	203.9	197.2	191.7	186.5	183.1	180.7	181.7	182.1
45°	1488.0	1011.6	251.6	195.1	189.8	181.4	174.7	171.1	169.4	172.6	173.0
47.5°	1613.4	1063.8	229.6	188.6	182.9	171.8	164.6	161.3	161.8	166.3	167.5
50°	1774.9	1148.7	219.0	184.5	178.1	163.7	156.3	153.4	154.8	161.3	162.7
52.5°	1952.2	1270.9	220.2	183.3	174.9	157.7	149.8	146.4	148.8	154.8	156.0
55°	2156.9	1417.8	240.1	185.0	170.4	153.9	144.5	138.8	140.7	146.2	147.1
57.5°	2384.3	1586.0	280.2	184.5	164.6	150.3	139.0	130.4	131.8	135.2	136.1
60°	2621.1	1789.3	342.2	186.0	162.0	146.0	131.6	120.8	120.3	123.2	123.7
62.5°	2905.3	2024.4	413.2	186.9	163.7	140.4	121.7	111.2	109.8	110.5	111.0
65°	3198.2	2194.5	386.6	183.1	169.0	135.9	113.1	101.9	99.2	98.7	99.0
67.5°	3207.3	2012.1	271.1	175.4	171.1	133.5	106.6	93.9	89.6	88.0	87.7
70°	2876.3	1634.7	211.1	167.3	162.5	129.7	100.7	87.5	81.0	78.4	78.1
71°	2714.8	1504.8	200.1	163.2	156.0	125.8	98.0	84.6	77.9	75.0	74.5
72.5°	2461.5	1349.0	186.7	156.7	143.6	116.0	93.0	80.5	73.6	70.2	69.5
75°	1766.5	882.2	160.3	139.7	118.9	92.5	81.5	72.4	66.4	62.3	61.8
77.5°	680.6	351.1	121.3	116.2	91.1	72.4	67.1	62.6	58.2	54.2	53.9
80°	210.4	157.0	88.4	87.5	65.9	53.9	52.2	51.0	49.4	45.1	44.1
82.5°	112.4	90.1	60.9	56.6	43.1	35.9	37.9	38.3	38.6	34.0	33.6
85°	53.7	47.7	34.3	32.1	25.2	20.1	23.2	25.2	25.4	20.9	19.4
87.5°	25.6	24.9	16.1	12.2	9.3	6.7	8.1	10.1	11.0	7.9	7.0
90°	0.0	0.0	0.0	0.0	0.0	0.0	0.0	0.0	0.0	0.0	0.0



Signify Classified - Internal  
Cooper Lighting Solutions Photometric Lab  
1121 Highway 74 South  
Peachtree City, GA 30269

Scaled Data Report



Report Generated By 670245982

Signify Classified - Internal  
Cooper Lighting Solutions Photometric Lab  
1121 Highway 74 South  
Peachtree City, GA 30269

Scaled Data Report



Signify Classified - Internal  
Cooper Lighting Solutions Photometric Lab  
1121 Highway 74 South  
Peachtree City, GA 30269

Scaled Data Report



Signify Classified - Internal  
Cooper Lighting Solutions Photometric Lab  
1121 Highway 74 South  
Peachtree City, GA 30269

Scaled Data Report





--- HS — SS

Signify Classified - Internal  
Cooper Lighting Solutions Photometric Lab  
1121 Highway 74 South  
Peachtree City, GA 30269

Scaled Data Report



u

Signify Classified - Internal  
Cooper Lighting Solutions Photometric Lab  
1121 Highway 74 South  
Peachtree City, GA 30269

Scaled Data Report



Signify Classified - Internal  
Cooper Lighting Solutions Photometric Lab  
1121 Highway 74 South  
Peachtree City, GA 30269

Scaled Data Report



(END OF REPORT)